

# Google Translate

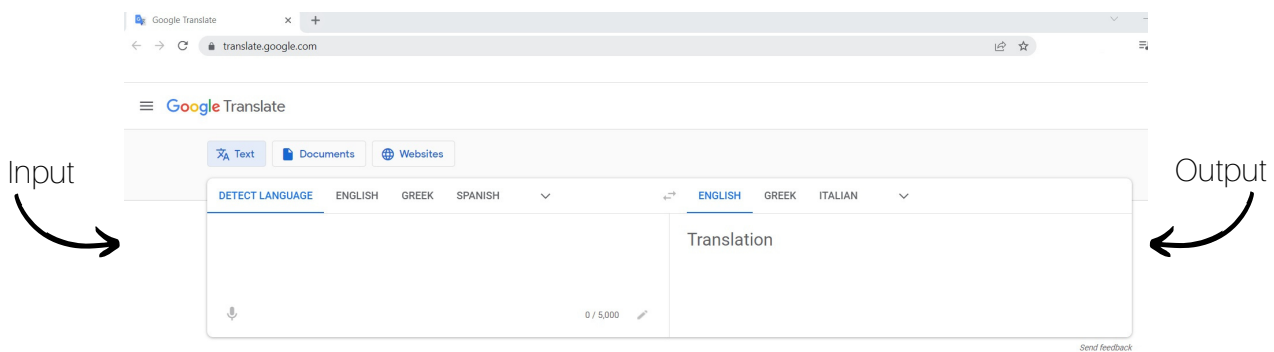
Beginner



**Google Translate is a multilingual neural machine translation service developed by Google to translate text, documents and websites from one language into another. It offers a website interface and a mobile app**

## Website Google Translate

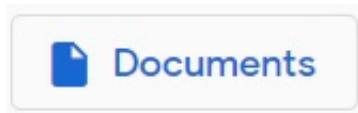
To use online Google translate type <https://translate.google.com/>  
Once you go there you will see the following



You can translate by typing the text, or you can use the microphone to speak out loud. In addition, you can upload a document or add the URL of a website you would like to translate. Once you input your initial language, Google Translate offers 133 languages that it can translate to almost instantly. You will then get the translation on the output side.



When you select the 'text' option you can either type in input the text you want to translate or you can paste an already existing text (that you found on a website etc.)



Google Translate also provides for a 'Document' option where you can upload whole documents from your device to be translated.

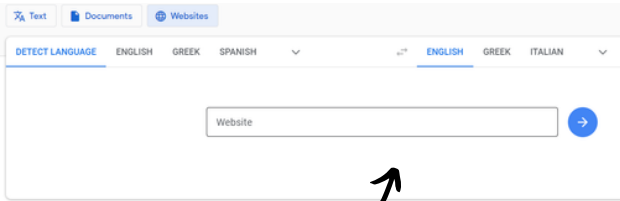
## Choose a document

Upload a .docx, .pdf, .pptx, or .xlsx. [Learn more](#)

[Browse your computer](#)

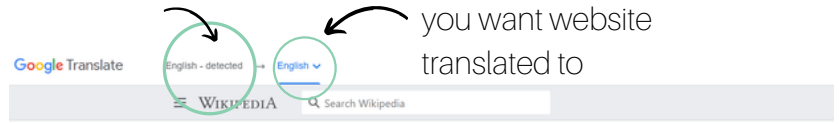
 Powered by Google Cloud Translation

Lastly, Google Translate offers a 'Website' option as well. If a user enters a URL in the source text, Google Translate will produce a hyperlink to a machine translation of the website



Enter websites URL

Google Translate detects websites language



Click to choose language you want website translated to

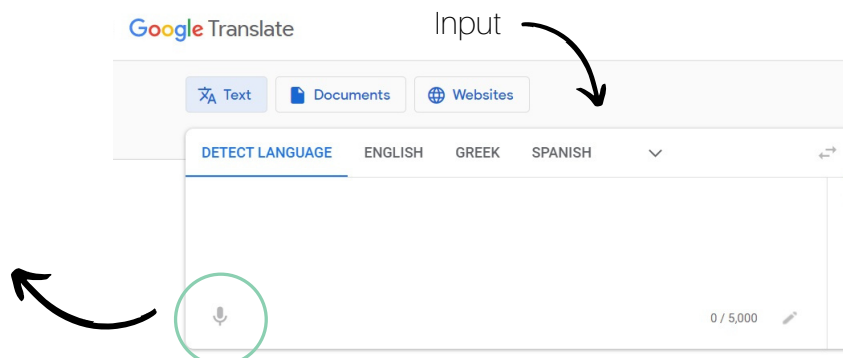


Machine translation of the website

## Recording and Listening used in Google Translate



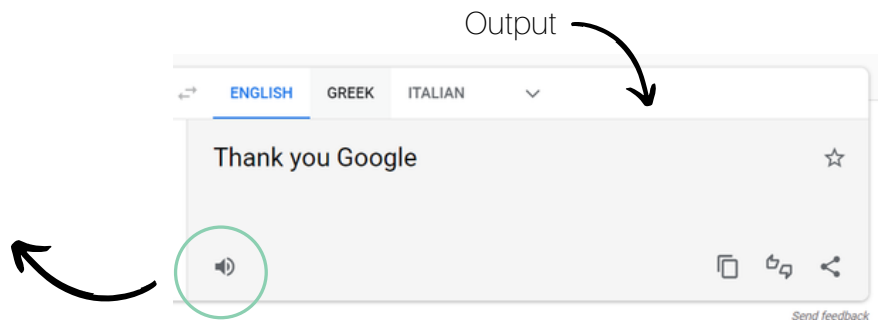
For some languages, Google Translate can 'translate by voice' using your device's microphone. Meaning, that you can speak into your device what you would like it to translate to the language of your choosing by clicking on the microphone symbol.



Input



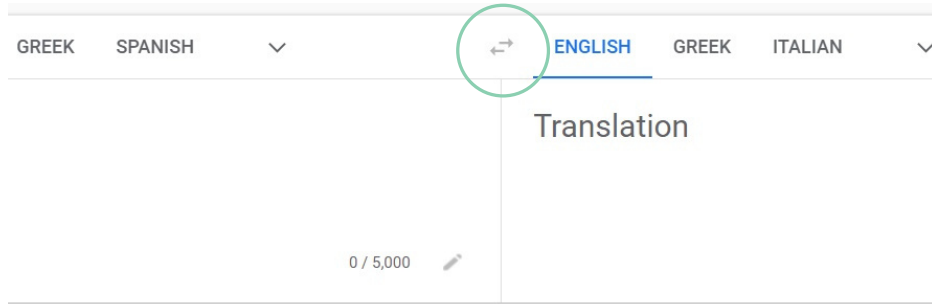

Once you have translated the text of your choice, you have the option of listening to it in the language you have translated it to by pressing the speaker button shown on the right.



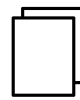
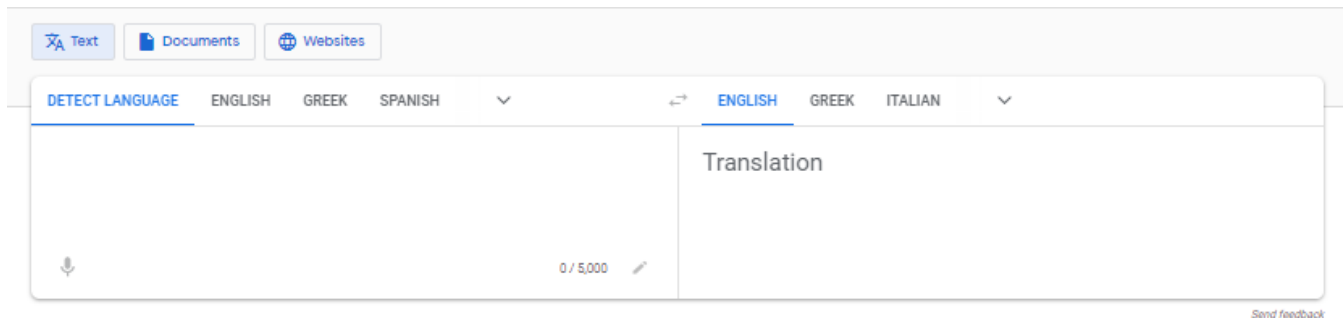
Output

## Useful things to know on Google Translate

On Google Translate when pressing the below symbol you can swap the language. For example, if you have Greek on input and English on output you can press the 'swap' symbol to switch languages to English in input and Greek in output.



Google Translate also allows you to view your 'History' of translations. In addition you can also 'Save' any translations you would like to view later, however in order to save you will need to sign in to your Google Account. Lastly,



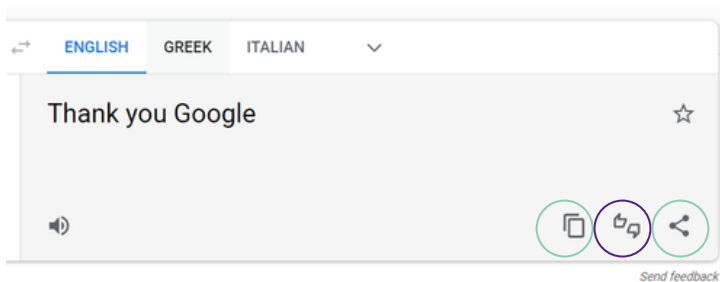
On the Output section, after your translation is generated, you can press this symbol to copy your translation.



On the Output section, after your translation is generated, you can rate a translation by clicking on this symbol, then you can click thumps up if you like it or thumps down if you do not.



On the Output section, after your translation is generated, you can press this symbol to share your translation.



# Activities

## Exercise 1

True or False

1. You need a Google Account to use website Google Translate.
2. There are more than 100 languages to choose from on Google translate.
3. You can only use Google Translate by writing the text you need translated.
4. You are able to upload a whole document to be translated on Google Translate.
5. Google translate gives you the option of listening to the generated translation in the language you have translated it to.
6. You get your translation on the 'Input' side.

## Exercise 2

Match the Icon to the correct word/phrase



1. Swap

2. Copy

3. Microphone

4. History

5. Saved

6. Share

## Exercise 3

Match the word/phrase to the sentence

share, input, translate by voice, history, output, translate by voice

1. If you want to look up past translations you have done you can click on .....
2. Once you have translated text, the generated translation you get is on the ..... side.
3. If you want to show someone your translation , Google Translate allows you to .....
4. You can ..... your favorite translations.
5. You click on the microphone symbol if you want to .....
6. You write on the ..... side when you want to translate something.

# Answer Key

## Exercise 1

True or False

1. False
2. True
3. False
4. True
5. True
6. False

## Exercise 2

Match the Icon to the correct word/phrase

1. ---> 4
2. ---> 6
3. ---> 1
4. ---> 2
5. ---> 5
6. ---> 3

## Exercise 3

Match the word/phrase to the sentence

1. history
2. output
3. share
4. save
5. translate by voice
6. input